



SUBMITTAL DATA

ENVBR24C / ENVBR36HPJ10A
24000 BTU/H A-Coil for Unitary Heat Pump Split System

Job Name

Location

Date

Purchaser

Engineer

Submitted to

For

Unit Designation

Schedule No.



ENVBR24C



ENVBR36HPJ10A

GENERAL FEATURES

- High Efficiency DC Inverter Technology
- Compact and Quiet 55 dB(A) Side Discharge Outdoor Unit
- 24VAC Thermostat Compatible
- Zero Lot Line Design
- Match with Competitive Furnace
- Designed for New Construction or Replacement Market
- Low Ambient Cooling down to 5°F (-15°C)
- Low Ambient Heating down to -22°F (-30°C)
- Coil (Outdoor) Copper Tube/Aluminum Fin with Anti-Corrosion Coil Coating (Gold Colored Fin - 1500Hr Salt Spray Rating)
- Coil (Indoor) Copper Tube/Aluminum Fin with Anti-Corrosion Coil Coating (Blue Colored Fin - 500Hr Salt Spray Rating)

SPECIFICATIONS, FEATURES & FUNCTION SUMMARY

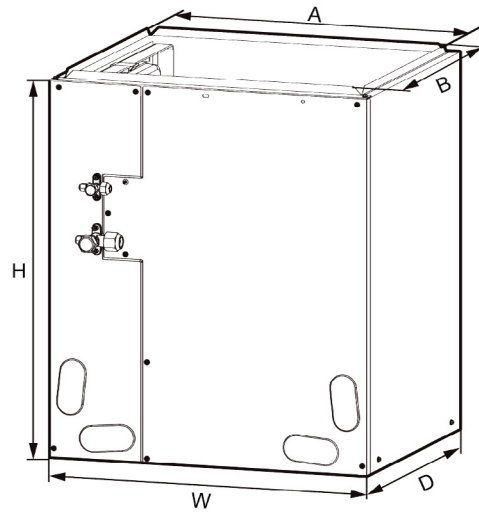
SPECIFICATIONS		ENVBR24C / ENVBR36HPJ10A		FEATURES & FUNCTIONS SUMMARY		ENVBR24C / ENVBR36HPJ10A		
System Type		HEAT PUMP						
SYSTEM PERFORMANCE				SYSTEM FEATURES				
Cooling	Min - Max	Btu/h	23000 (12000 - 24000)		Compressor	Inverter		
	Capacity @95°F	Btu/h	23000		Ultra Low Frequency Torque Control	Yes		
Heating	Min - Max	Btu/h	25000 (12000 - 30000)		Power Factor Correction	Yes		
	Capacity @5°F	Btu/h	20000		Compressor Type	Rotary		
	Capacity @17°F	Btu/h	17000		Refrigerant Type	R410A		
	Capacity @47°F	W	25000		Outdoor Electronic Expansion Valve (EEV)	Yes		
SEER2						Indoor TXV Control		Yes
EER2						Basepan With Electric Heater		Yes
HSPF2						Compressor With Electric Heater		Yes
COP @5°F						Fin Coating (Outdoor - Golden & Indoor - Blue)		Acrylic Resin
COP @47°F						Intelligent Defrosting		Yes
Cooling Temperature Range		°F	5 - 129		Intelligent Preheating		Yes	
Heating Temperature Range		°F	-22 - 75		Low Voltage Startup		Yes	
Refrigerant Type						Memory/Power Failure Recovery		Yes
Refrigerant Type						Self Diagnosis		Yes
INDOOR UNIT				ENVBR24C				
Dehumidification		pt/hr	6.03		Low Ambient Cooling		Yes	
Condensate Drain Size (OD)		in	3 / 4		24VAC Thermostat Compatible		Yes	
External Dimensions (W x H x D)		in	17-1/2 x 23 x 21-1/4					
Package Dimension (W x H x D)		in	21 x 25-13/16 x 27-1/8					
Refrigerant Charge - R410A		oz	88					
Net Weight		lbs	64					
Gross Weight		lbs	75					
OUTDOOR UNIT				ENVBR36HPJ10A				
Power Supply		VAC	208-230V / 1Ph / 60 Hz					
Sound Pressure Level		dB(A)	55					
Control Voltage		VAC	24					
Rated Current Cooling		A	21					
Rated Current Heating		A	25					
MCA		A	24					
MOCP		A	35					
Recommended Breaker Size		A	30					
External Dimensions (W x H x D)		in	37 x 32-1/4 x 18-1/8					
Package Dimension (W x H x D)		in	42-11/16 x 38-3/8 x 22-9/16					
Net Weight		lbs	217					
Gross Weight		lbs	240					
Refrigerant Charge - R410A		oz	148					
Additional Charge		oz/ft	0.32					
REFRIGERANT PIPING								
Line Set Size (Liquid - Gas) - Flared Connections		in	3/8 - 3/4					
Pre-Charge Length		ft	31					
Additional Charge		oz/ft	0.32					
Pipe Length (Min - Max)		ft	10 - 164					
Max. Pipe Elevation		ft	100					

DIMENSIONS

INDOOR UNIT

Unit: inch

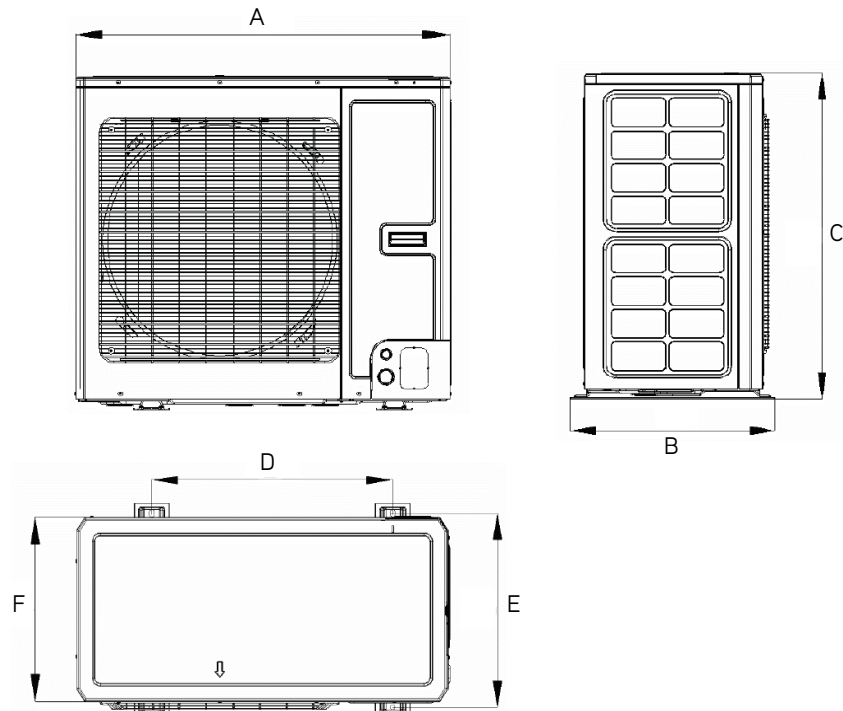
ENVBR24C	
DIMENSIONS	
A	15-7/8
B	19-3/8
H	23
W	17-1/2
D	21-1/4



OUTDOOR UNIT

Unit: inch

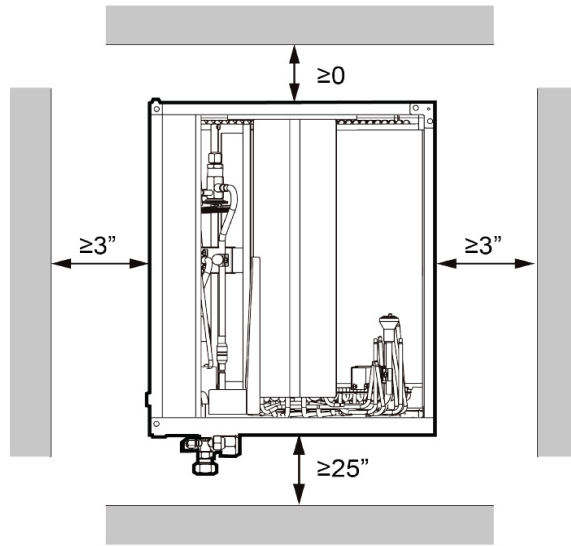
ENVBR36HPJ10A	
DIMENSIONS	
A	37
B	20-1/8
C	32-1/4
D	24
E	19-1/8
F	18-1/8



CLEARANCES

INDOOR UNIT

Minimum clearance



NOTE:

When installing the coil, take consideration to minimize the length of refrigerant tubing as much as possible. Do not install the air handler in a location either above or below the condenser that violates the instructions provided with the condenser. Service clearance is to take precedence. Allow a minimum of 25" in front of the unit for service clearance, as shown below.

The drain pan must be at least 2" away from a standard gas-fired furnace heat exchanger and at least 4"-6" away from any drum-type or oil-fired furnace heat exchanger, depending on furnace model. Closer spacing may damage the drain pan and cause a leak.

OUTDOOR UNIT

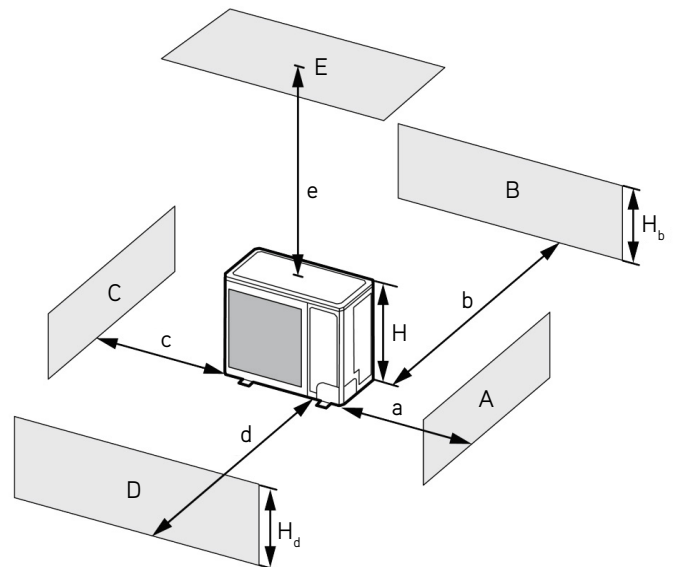
Minimum clearance

NOTE:

Install the Outdoor Unit **2 Inches Above the Expected Snow Line**

1. When one outdoor unit is to be installed.

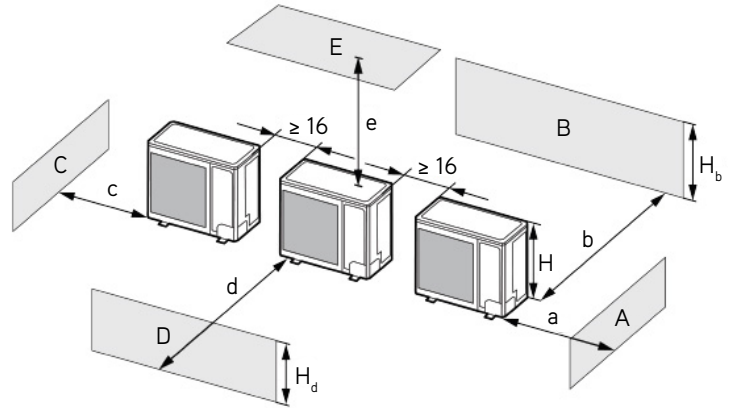
A - E	H_b H_d H		(in)				
			a	b	c	d	e
B	-	-	-	≥ 4	-	-	-
A, B, C	-	-	≥ 12	≥ 4	≥ 4	-	-
B, E	-	-	-	≥ 4	-	-	≥ 40
A, B, C, E	-	-	≥ 12	≥ 6	≥ 6	-	≥ 40
D	-	-	-	-	-	≥ 40	-
D, E	-	-	-	-	-	≥ 40	≥ 40
B, D	$H_b < H_d$	$H_d < H$	-	≥ 4	-	≥ 40	-
	$H_b > H_d$	$H_d > H$	-	≥ 4	-	≥ 40	-
B, D, E	$H_b < H_d$	$H_b \leq 1/2H$	-	≥ 10	-	≥ 80	≥ 40
		$1/2H < H_b \leq H$	-	≥ 10	-	≥ 80	≥ 40
	$H_b > H$	Prohibited					
	$H_b > H_d$	$H_b \leq 1/2H$	-	≥ 4	-	≥ 80	≥ 40
		$1/2H < H_b \leq H$	-	≥ 8	-	≥ 80	≥ 40
	$H_b > H$	Prohibited					



CLEARANCES

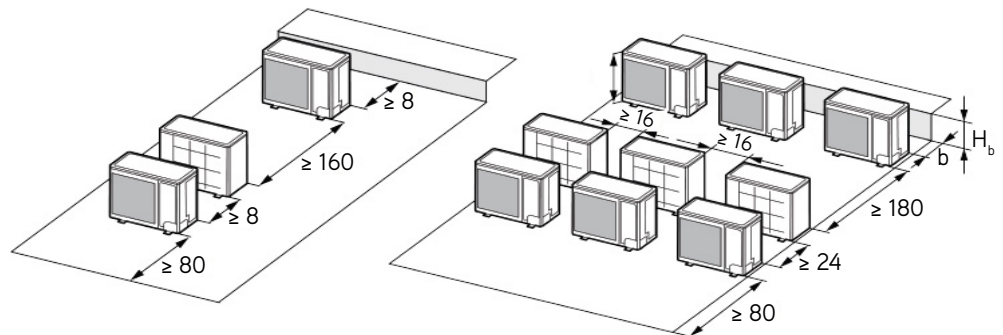
2. When two or more outdoor units are to be installed side by side.

A - E	H_b H_d H		(in)				
			a	b	c	d	e
A, B, C	-	-	≥ 12	≥ 12	≥ 40	-	-
A, B, C, E	-	-	≥ 12	≥ 12	≥ 40	-	≥ 40
D	-	-	-	-	-	≥ 80	-
D, E	-	-	-	-	-	≥ 80	≥ 40
B, D	$H_b < H_d$	$H_d > H$	-	≥ 12	-	≥ 80	-
	$H_b > H_d$	$H_d \leq 1/2H$	-	≥ 10	-	≥ 80	-
B, D, E	$H_b > H_d$	$1/2H < H_b \leq H$	-	≥ 12	-	≥ 100	-
		$H_b \leq 1/2H$	-	≥ 12	-	≥ 80	≥ 40
	$H_b < H_d$	$1/2H < H_b \leq H$	-	≥ 12	-	≥ 100	≥ 40
		$H_b > H$	Prohibited				
	$H_b > H_d$	$H_d \leq 1/2H$	-	≥ 10	-	≥ 100	≥ 40
		$1/2H < H_d \leq H$	-	≥ 12	-	≥ 100	≥ 40
	$H_d > H$	Prohibited					-



3. When outdoor units are installed in rows.

H_b H_d	(in)
$H_b \leq 1/2H$	b ≤ 10
$1/2H < H_b \leq H$	b ≤ 12
$H_b > H_d$	Prohibited



4. When outdoor units are installed one above another.

